

Schindler

Designs



We Elevate



Schindler

Elevated designs



Schindler's new interior and user interface designs are a **carefully curated** selection of modern aesthetics and cutting-edge technology, embracing the latest trends to **unleash your creative vision.**

compatible
with every

architectural trend



Natural nuances

Embracing the raw beauty of nature and its subtle intricacies.



Accent color

Add a pop of personality and liveliness to any space with statement colors.

Tone on tone

Enjoy a sense of unity and balance, exuding a timeless and understated charm.



Architectural elegance

Transform spaces into visually inspiring and memorable environments.



Digital spaces


Blurring the lines between the physical and digital to create cutting-edge spaces and engaging user experiences.



Natural nuances

Subtle, sublime, serene

This color palette draws inspiration from earthy tones, reflecting the hues found in forests, mountains, and meadows. Create a sense of grounding and authenticity with these refined and simple laminates.



These colors aim to bring the serenity of the natural world indoors, fostering a peaceful and rejuvenating environment.



User interface: Primea 500
Lighting: Dash Array
Ceiling: Polar White
Side walls: Almond Beige
Rear wall: Almond Beige
Floor: Maple Wood Ceramic

Tone on tone

Elegant, unique, impactful

Discovering the understated elegance and refined simplicity of monochromatic color schemes. Use varying shades and tones of a single color to create a harmonious and sophisticated aesthetic. The absence of contrasting colors allows the focus to shift towards texture, pattern, and materials, emphasizing their unique qualities.



By playing with light and dark nuances within the same color family, the designs achieve a subtle yet impactful visual effect.

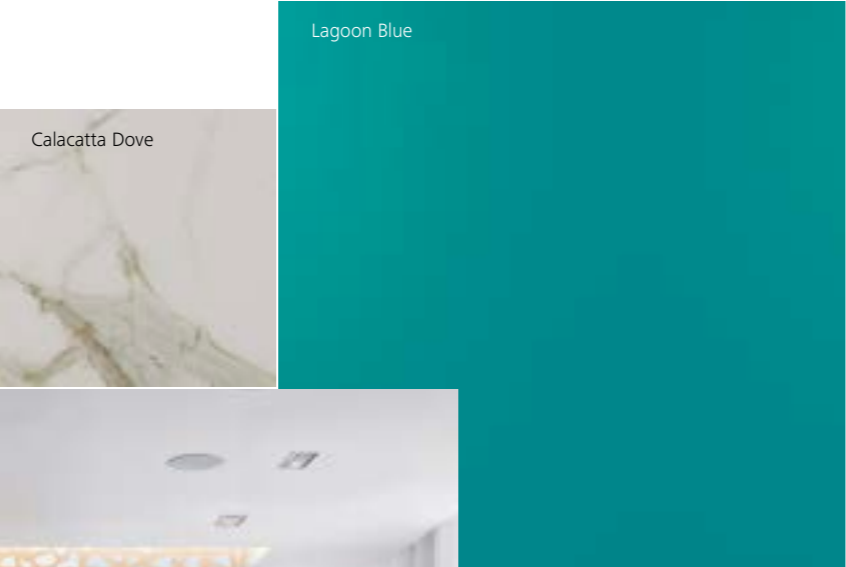


User interface: Primea 500
 Lighting: Indirect
 Ceiling: Carbon Brushed Steel
 Rear Wall: Olive Green Twill
 Side walls: Sage Green Glossy
 Floor: Meteorite Grey Artificial Granite

Accent color

Bold, dynamic, exciting


Choose from a palette of vibrant and contrasting hues to add visual interest and depth to a space. With a predominantly neutral or monochromatic color palette, one bold and dynamic color pops as the focal point. The contrast between the neutral tones and the vibrant accent color creates a sense of drama and excitement, while also allowing for easy customization and versatility.



This accent color is strategically incorporated through walls, decor pieces or architectural details, creating a focal point that draws the eye and infuses energy into the design.



User interface: Primea 500
 Lighting: Cube spots
 Ceiling: Polar White
 Rear wall: Lagoon Blue
 Side walls: Pearl White Glossy
 Floor: Calacatta Dove Ceramic



Architectural elegance

Grace, beauty, refinement

Celebrating the beauty and impact of unique architectural elements. This theme highlights the intricate details, structural forms, and decorative features that define a building's character. From ornate columns and arches to sleek modern lines and dramatic facades, these design elements aim to showcase the artistry and craftsmanship behind architectural design.



The theme embraces both historical and contemporary styles, incorporating a variety of materials, textures, and finishes to create visually striking and captivating spaces.



User interface: Primea 500
Lighting: Edge
Ceiling: Mercury Brushed Steel
Side walls: Shadow Grey Glossy
Rear wall: Crystal Onyx Ceramic
Floor: Speckled Black Rubber

Digital spaces

Intuitive, interactive, adaptable

Revealing the immersive and dynamic nature of the virtual world. This theme embraces the integration of technology and design to create interactive and engaging environments. These spaces often feature sleek and futuristic aesthetics, with clean lines, minimalistic forms, and high-tech materials.

The theme focuses on incorporating interactive elements such as customizable screens and smart devices to enhance the user experience. The design also emphasizes connectivity and adaptability to accommodate the ever-evolving nature of digital technology and demands for user personalization.



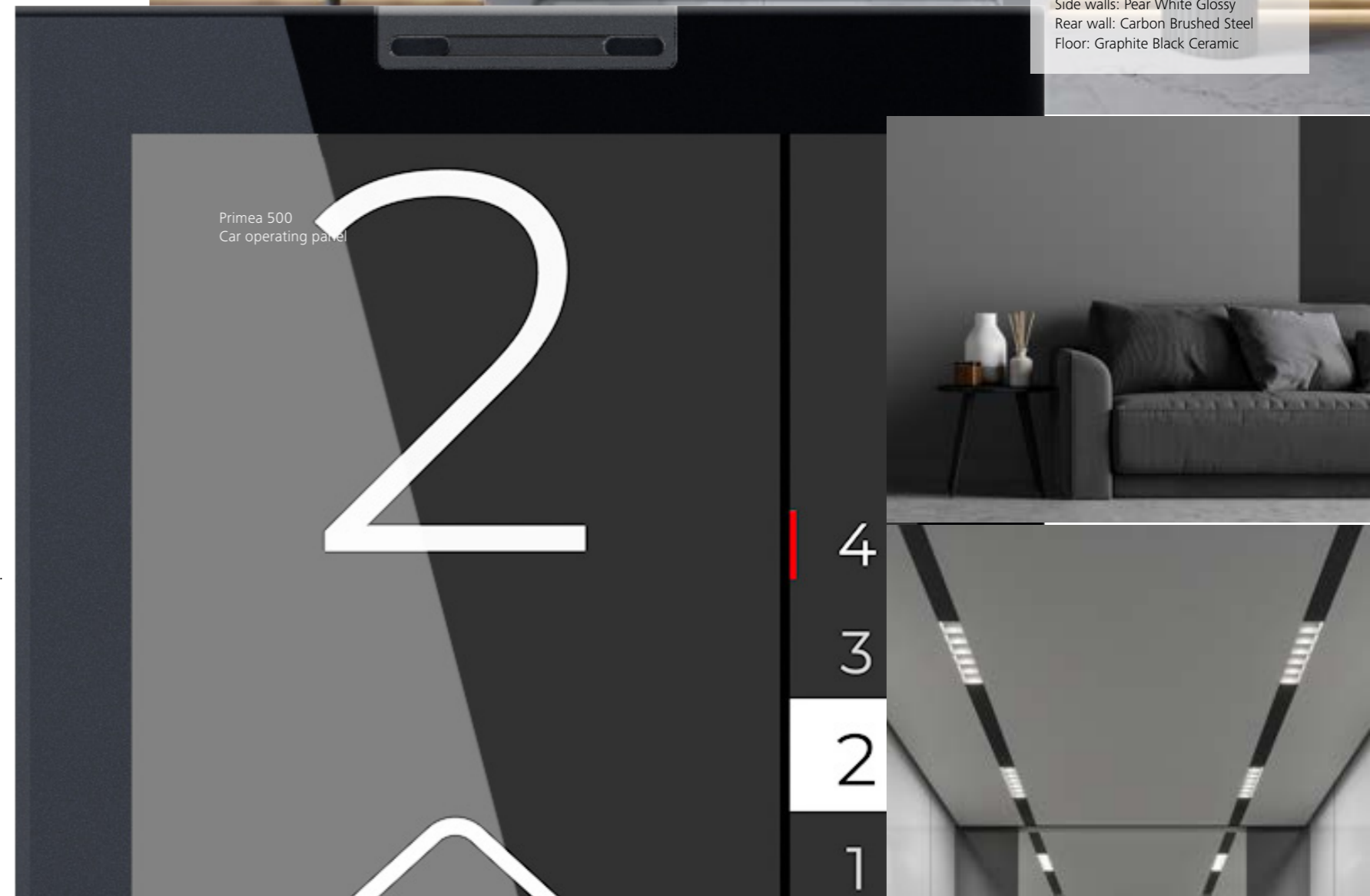
Primea 500
Landing operating panel



Phygital spaces provide a platform for creativity and innovation, merging the physical and digital world to create captivating and cutting-edge environments. Our user interfaces are compliant with relevant EU accessibility standards, ensuring mobility for all.



User interface: Primea 500
Lighting: Rail
Ceiling: Polar White
Side walls: Pear White Glossy
Rear wall: Carbon Brushed Steel
Floor: Graphite Black Ceramic



Primea 500
Car operating panel

Design

Unleash your
creative vision




Walls

Laminate matt and glossy



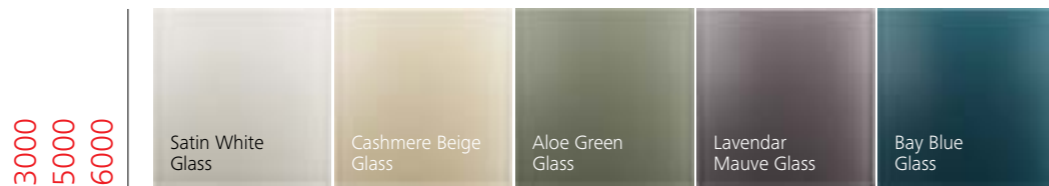
Laminate textured



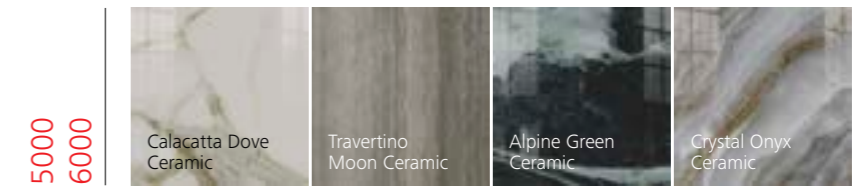
Stainless steel



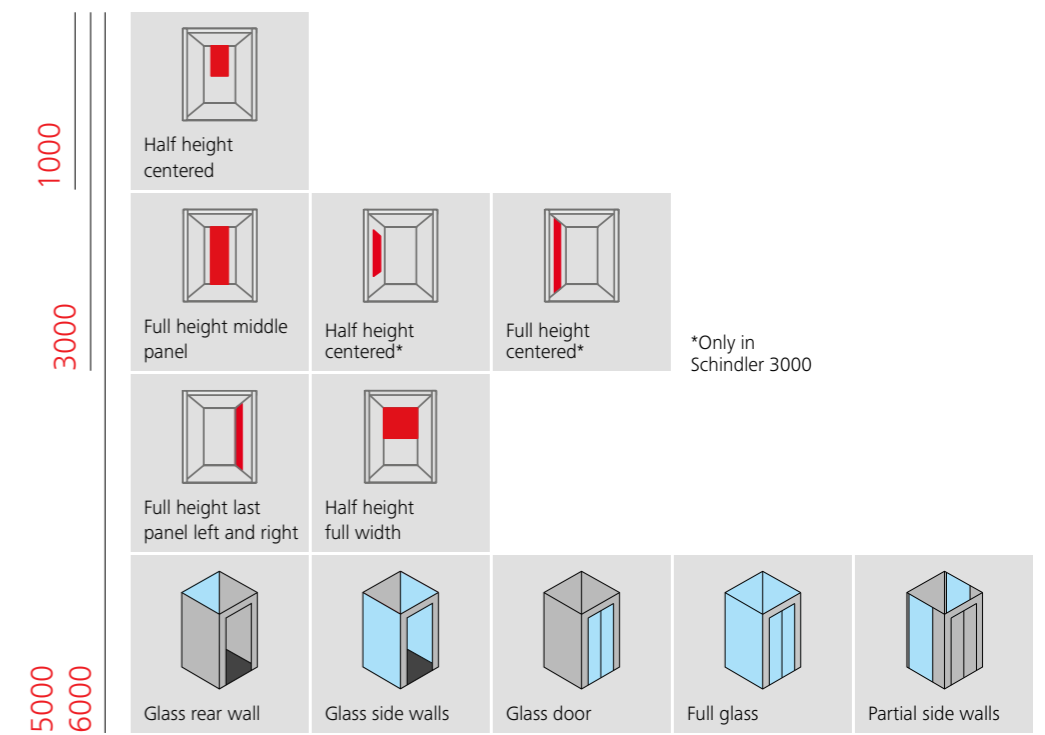
Glass



Ceramic



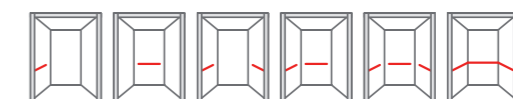
Mirror and glass



Handrails and finishes

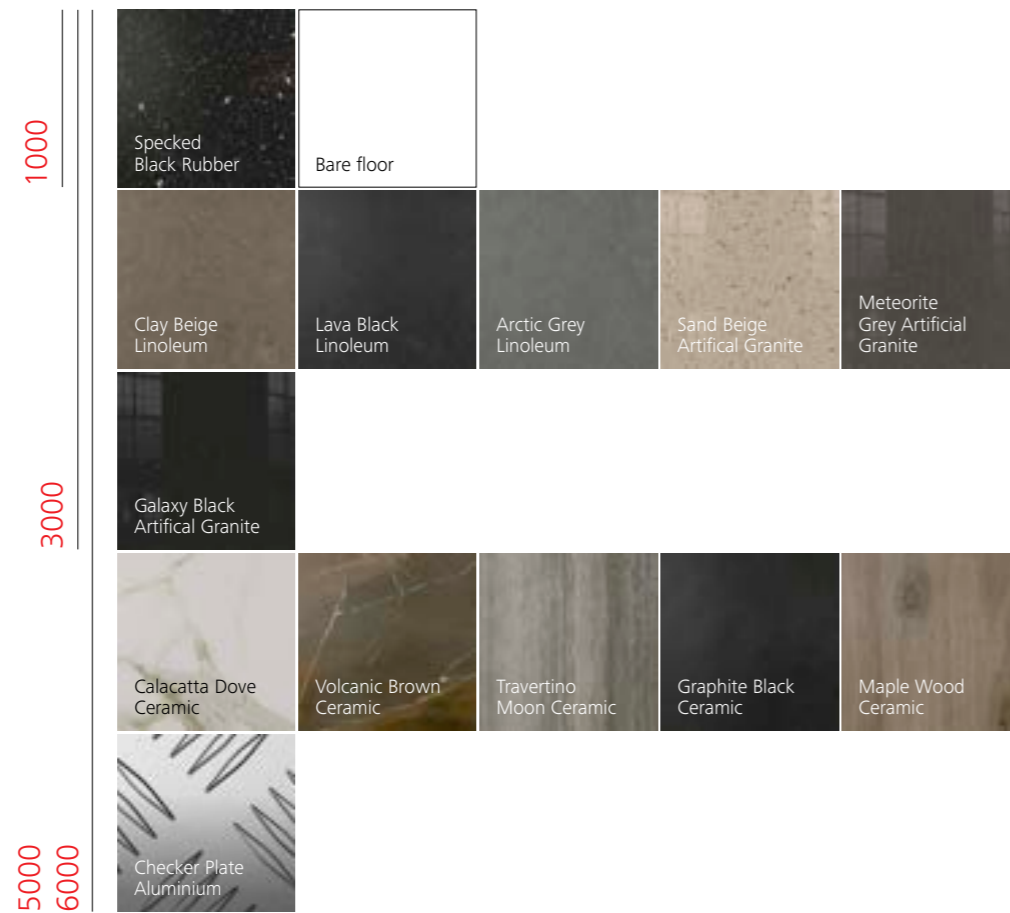


Handrails position
Available for all products




Flooring

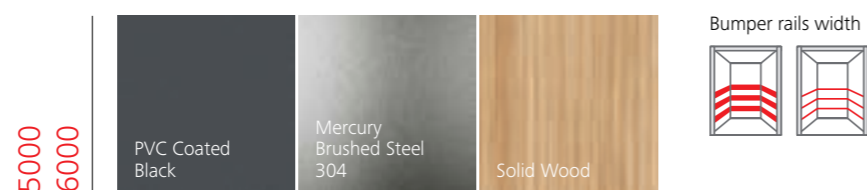
Floors



Skirting and finishes

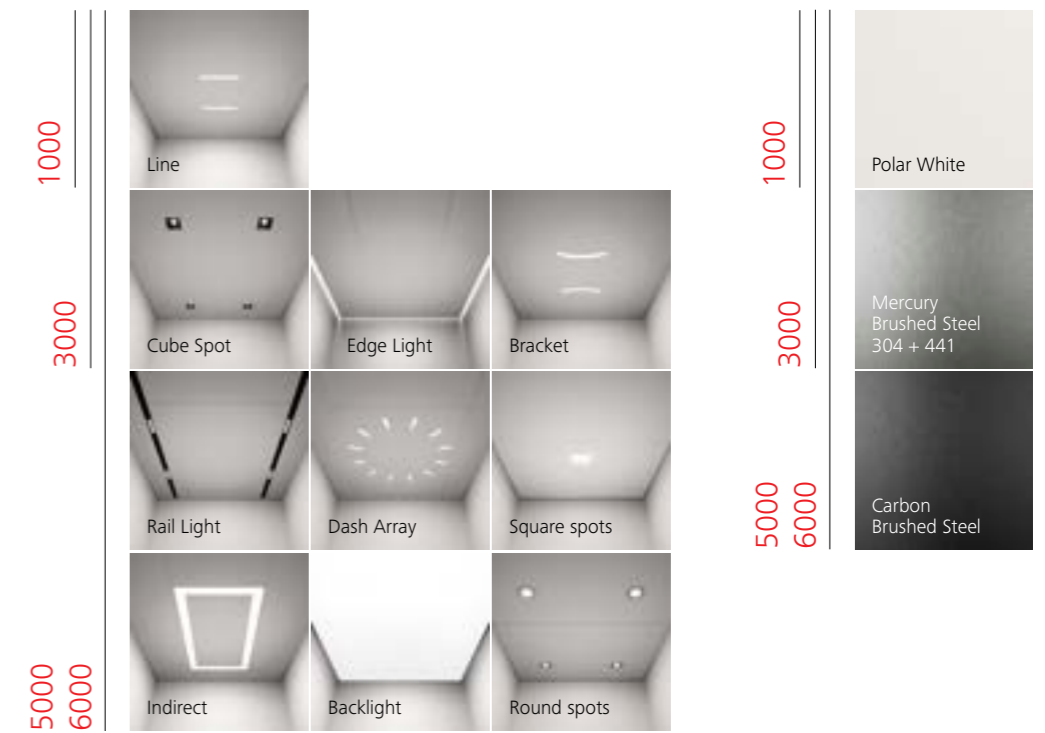


Bumper rails




Ceilings and doors

Ceilings and finishes



Car doors



Landing doors



Fixtures

Linea 100



1000
3000
5000
6000

Linea 300



5000
6000

Primea 500



3000
5000
6000

Schindler PORT



5000
6000

Schindler PORT solutions available in white, space grey or black



Schindler Plan & Design tool

Design your perfect elevator

Indulge in a world of elevated aesthetics with our diverse range of elevator interior color options. From the understated sophistication of laminate matt to captivating textures and elegant glossy finishes, our selection caters to every style.

Experience all of these interior options in our Schindler Plan & Design tool and find the perfect design for you.

This publication is for general informational purposes only and we reserve the right at any time to alter the services, product design and specifications. No statement contained in this publication shall be construed as a warranty or condition, expressed or implied, as to any service or product, its specifications, its fitness for any particular purpose, merchantability, quality or shall be interpreted as a term or condition of any service or purchase agreement for the products or services contained in this publication. Minor differences between printed and actual colors may exist.
Copyright © 2024 Schindler Elevator Ltd. All rights reserved.



Schindler

We Elevate